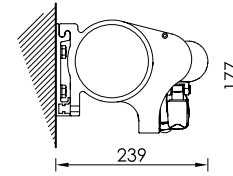


KE VICENZA B16

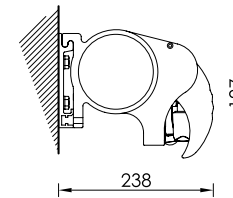
per aumenti TESSUTO e RAL vedi pagine 106/115 - For fabric and RAL increases see at pages 106/115
 Augmentation TISSU et RAL voir pages 106/115 - Für Aufpreise für RAL und Stoffe S. seiten 106/115



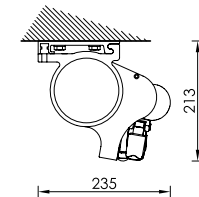
Installazione a parete
Wall installation



Installazione a parete con terminale spiaggia
Wall installation with terminal bar



Installazione a soffitto
Ceiling installation



Installazione a soffitto con terminale spiaggia
Ceiling installation with terminal bar

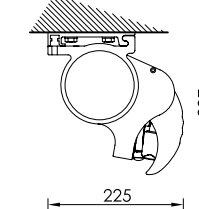


Diagramma di copertura a parete - Wall covering diagram

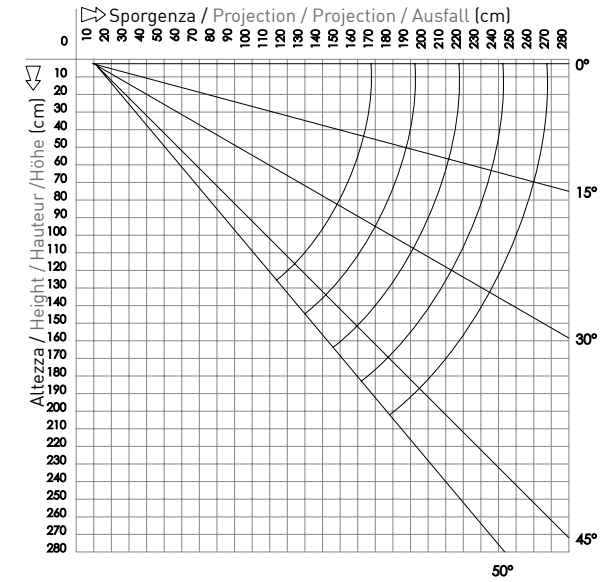
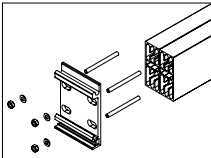
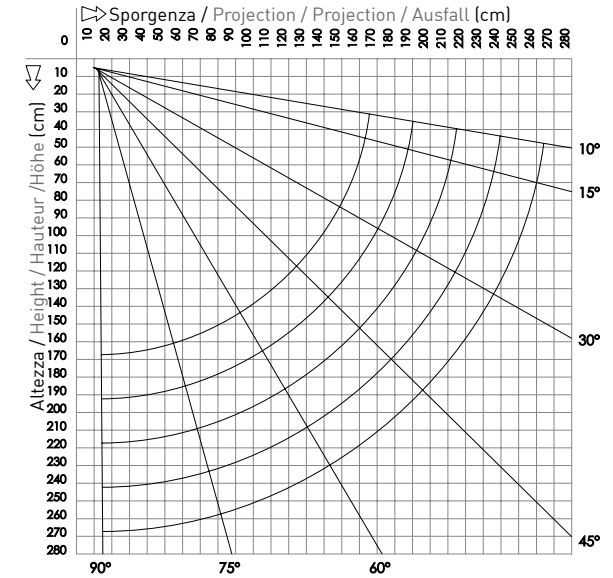


Diagramma di copertura a soffitto - Ceiling covering diagram



Ingombri minimi della tenda finita - 1 coppia bracci
 Minimum awning encumbrances - 1 pair arms
 Encombrentes minimum du store fini - 1 pair bras
 Minimaler Ausmaß der fertigen Markise - 1 Paar Arme

cm	↔
↙	2 BRACCI
160	190
185	215
210	240
235	265
260	290

POLIESTERE
POLYESTER
 solo + 4%
 only + 4%

